

Escape nightlatches

D456

D456 escape nightlatch

ASSA ABLOY

Application:

Escape nightlatches are suitable for applications where single action escape is needed. Ideal for perimeter doors, storerooms, offices, etc.

Available with single cylinder only. Uses Euro profile cylinders.

Supplied as standard with striking plate. Both square and round faceplates are available.

Key can be removed in locked position only.

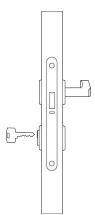
For finishes and dimensions see Lockcases Information appendix.

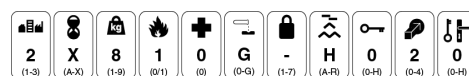
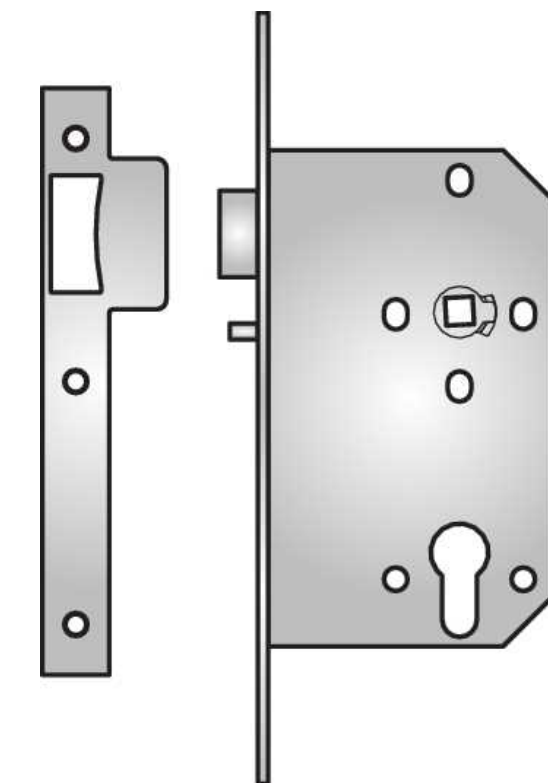
When ordering please specify door thickness.

Specification:

Bolt deadlocks automatically when door is closed. Bolt reversible without opening lockcase.

Available with 60mm backset.

Exterior		Interior
Latchbolt automatically deadlocked. Key retracts latchbolt.		Lever handle giving free passage at all times.



Finish:

Product has been successfully type-tested for conformity to BS EN 12209.

Regular audit testing is undertaken.

Product has also been successfully type-tested for conformity to BS EN 179 in conjunction with an ASSA Aluminium 1325 lever handle. Regular audit testing is undertaken. Classification: 3 7 6 B 1 3 5 2 A B/D.

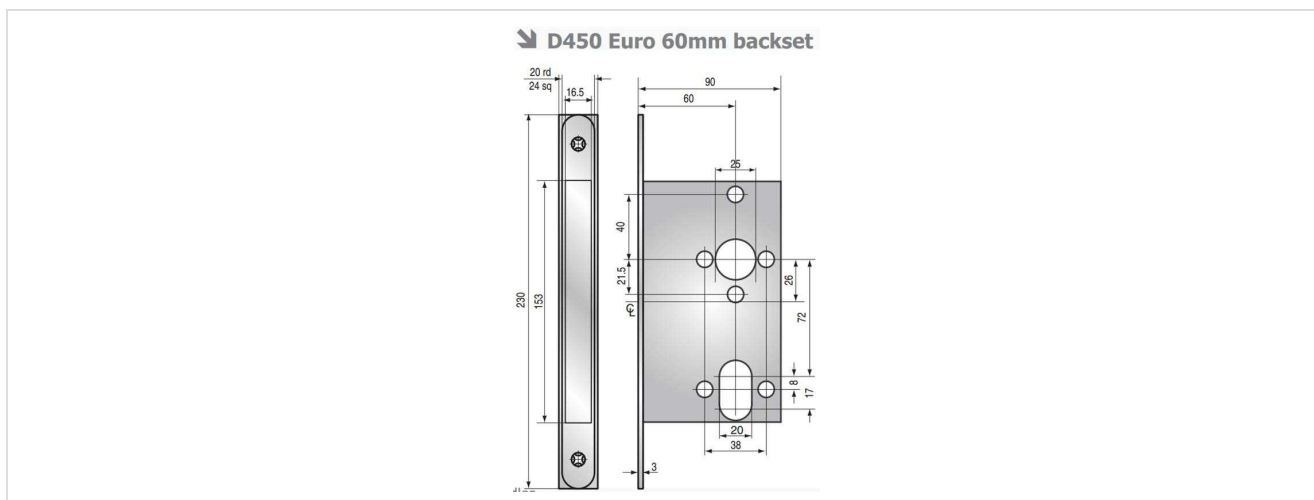
Escape nightlatches

D456

D456 escape nightlatch

ASSA ABLOY

Technical Design:



Variants:

Code	Description
10439610131	D456 ESCAPE N/LATCH 60MM SQU 24MM F/P
10439510131	D456 ESCAPE N/LATCH 60MM RND 20MM F/P