



Plumbing & Drainage



UNDERGROUND

DRAIN, SEWER, SURFACE WATER & DUCT





QUALITY UNDERGROUND SYSTEMS

When you select an underground system you need to be sure of its pedigree, convinced of its ability to perform, and confident of enduring quality. The excellence of Brett Martin's

Underground systems is recognised through the company's achievement of BS EN ISO 9001:2008. You can be confident that as a BSI Registered Firm our Quality Assurance Programme guarantees that each Brett Martin system is a first class product.



Plumbing & Drainage

DRAIN



SEWER



TWINWALL



DUCT



CHAMBERS



GULLIES



Q09125

EXACTING STANDARDS

Brett Martin Plumbing & Drainage offers a complete range of underground drainage systems including Drain, Sewer, Surface Water and Cable Duct Systems. Manufactured to the highest quality, these systems are suitable for installation in commercial, industrial and residential developments. All Brett Martin underground drainage systems are designed to provide the installer with maximum choice, flexibility, ease of installation and long-term reliability.

Standards

At Brett Martin our drainage solutions are designed and developed to achieve compliance with industry regulations and standards:

- EN 1401-1:2009 Plastic piping systems for non-pressure underground drainage and sewerage. Unplasticised poly (vinyl chloride) (uPVC). Part 1: Specifications for pipes, fittings and the system.
- EN 13598-1:2010 Plastic piping systems for non-pressure underground drainage and sewerage. Unplasticised poly (vinyl chloride) (uPVC), polypropylene (PP) and polyethylene (PE). Part 1: Specifications for ancillary fittings including shallow inspection chambers.

All components are manufactured under a quality management system registered under BS EN ISO 9001:2008



CONTENTS

Pipe & Fittings	Page 4
Adoptable Access Chamber Assemblies	Page 6
Access Chamber Assemblies	Page 8
Gullies	Page 10
StormCrates	Page 12
Wastewater Management	Page 14



DRAINAGE



PIPE & FITTINGS

DRAIN

110mm
160mm

Available in plain ended and single socket form

 Colour: Terracotta



SEWER

200mm
250mm
315mm
400mm

Available in plain ended and single socket form

 Colour: Terracotta




SURFACE WATER

110mm
160mm


Available in plain ended and single socket form


 Colour: Red Oxide



DUCT


53.9mm 160mm
89mm 200mm
110mm


 Colour: Black



TWINWALL


150mm 375mm
225mm 450mm
300mm 600mm


 Colour: Black




PERFORATED

Blown Socket	Ring Seal Socket
53.9mm	250mm
89mm	315mm
110mm	400mm
160mm	
200mm	

 Colour: Terracotta
(110, 160, 200, 250, 315 & 415mm)

 Colour: Black (53.9 & 89mm)




Plumbing & Drainage



DRAIN

Pipe and Fittings - 110mm, 160mm

Brett Martin cater for all drain requirements with 110mm and 160mm solid pipe and fittings. All Brett Martin drainage systems are manufactured in the UK to stringent quality standards, with drain pipe and fittings BS EN 1401-1 certified, providing the installer with a completely reliable product range that will continue to perform. Brett Martin Drain systems feature a lip seal within 110mm and 160mm single socket pipe and a market leading captive seal within 110mm drain fittings which secures against dislodgement and makes jointing easier.



SEWER

Pipe and Fittings - 200mm, 250mm, 315mm, 400mm

Light in weight and easy to install, Brett Martin's Sewer drainage range includes solid pipe and fittings in 200mm, 250mm, 315mm and 400mm diameters. All sewer pipes and fittings are BS EN 1401-1 certified. The Brett Martin sewer range features a lip seal within single socket pipe and fittings which is secure against dislodgement and makes jointing easier, ensuring joints remain leak free for years to come.



SURFACE WATER

Pipe and Fittings - 110mm-600mm

Brett Martin's Surface Water offering includes an extensive choice of unperforated, perforated and half-perforated pipe in both solid wall PVC and Twinwall Polyethylene pipework in diameters from 53.9mm-600mm. These systems are known for ease of installation, long-term reliability and guaranteed performance.

Solid Pipe and Fittings 110mm, 160mm

Perforated Pipe 53.9mm-400mm

Twinwall Pipe 150mm, 225mm, 300mm, 375mm, 450mm, 600mm
(Available in non-perforated, half perforated and perforated options)



TWINWALL MULTI-FITTINGS

Our moulded Twinwall Fittings, in diameters 150mm-300mm, are compatible with all other makes of Polyethylene Twinwall pipes in non HAPAS installations. In installations where HAPAS approval is required, such as Highways drainage, these fitting are certified by BBA for use with the makes of pipe and seals listed in our Compatibility List. This unique approval provides merchants and contractors with the knowledge that the products they are supplying, or installing, constitutes a fully BBA certified range of products when matched to the relevant makes of pipe and seals listed.



SOLID WALL DUCT

Pipe and Fittings - 53.9mm, 89mm, 110mm, 160mm, 200mm

Brett Martin offer general purpose solid wall ducting and fittings in diameters from 53.9mm to 200mm.



Product Spotlight

LINEAR CHANNEL DRAINS

Brett Martin Linear Channel Drains effectively remove water from pedestrian areas. This form of drainage is ideally suited for installation in driveways, patios, garage entrances and at thresholds.





ADOPTABLE ACCESS CHAMBER ASSEMBLIES

Following the publication of Sewers for Adoption 7 (SfA7) outlining revised performance criteria, newly-defined design detailing and installation standards for all adoptable drainage networks – including manholes and inspection chambers, Brett Martin have developed a range of Adoptable Inspection and Access Chamber Assemblies in 315mm and 450mm diameters. This ensures our full offering of Inspection and Access Chambers satisfy the requirements set out in Sewers for Adoption 7 (SfA7) and Building Regulations Part H1.



KM 635998



Plumbing & Drainage

(SfA7) Adoptable 315mm Shallow Access Chamber EN 13598-1

Designed and certified to EN 13598-1 and in accordance with SfA7 and Building Regulations Part H1 the Adoptable 315mm Shallow Access Chamber is suitable for use in Adoptable drainage applications for inverts up to 900mm (SfA7) and Non-Adoptable up to 600m (Building Regulations Part H1) where its superior strength and load bearing capabilities are required.

(SfA7) ADOPTABLE 315mm SHALLOW ACCESS CHAMBER EN 13598-1

Socket Diameter	110mm
Chamber Base Diameter	315mm
Invert Depth of Base	190mm
Invert Depth of Base & 1 Riser	375mm
Invert Depth of Base & 2 Risers	560mm
Invert Depth of Base & 3 Risers	745mm
Invert Depth of Base & 4 Risers*	930mm
Effective Depth of Lid and Frame	30-90mm

*Top riser may be trimmed to achieve maximum installation depth requirement on 900mm or less (SfA7)



(SfA7) Adoptable 450mm Inspection Chamber EN 13598-1

Brett Martin's Adoptable 450mm Inspection Chambers are suitable for use in Adoptable applications down to 1.2m and Non-Adoptable applications to 3m. With base options for 110mm and 160mm drainage layouts, the assembly is designed and tested to EN 13598-1 and in accordance with SfA7 and Building Regulations Part H1.

110mm DRAINAGE LAYOUTS

Socket Diameter	110mm
Chamber Base Diameter	450mm
Invert Depth of Base	225mm
Invert Depth of Base & 1 Riser	525mm
Invert Depth of Base & 3 Risers	1125mm
Effective Depth of Lid and Frame	30mm
Internal Diameter	450mm
Internal Diameter with Chamber Reducer	350mm

160mm DRAINAGE LAYOUTS

Socket Diameter	4 x 160mm 2 x 110mm
Chamber Base Diameter	450mm
Invert Depth of Base	255mm
Invert Depth of Base & 1 Riser	555mm
Invert Depth of Base & 3 Risers	1155mm
Effective Depth of Lid and Frame	30mm
Internal Diameter	450mm
Internal Diameter with Chamber Reducer	350mm



Summary Local Building Regulation Requirements for (SfA7) Adoptable Inspection and Shallow Access Chamber Assemblies

	NI Technical Booklet N (2012)	ROI Book H (2010)	Building Control Document H (2015)	Scotland Domestic Handbook 2016	Scotland Non Domestic Handbook 2016	Sewers for Adoption (7th edition) – Type 4	Sewers for Adoption (7th edition) – Type 3
(SfA7) Adoptable 315mm Shallow Access Chamber EN 13598-1: depth to invert	0.6m or less	0.6m or less	0.6m or less	Not Stated	Not Stated	900mm or less	-
(SfA7) Adoptable 450mm Inspection Chamber EN 13598-1: depth to invert	1m or less	1m or less	3m or less**	1m or less	1.2m or less	1.2m or less**	1.2m or less**

** Restricted access to max 350mm ≥1m deep (SfA7) and ≥1.2m deep (Building Regulations Part H1)



ACCESS CHAMBER ASSEMBLIES

Brett Martin access chambers, providing for the maintenance and inspection of underground drains, are available in 280mm, 315mm and 450mm dia assemblies. Combining maximum performance with ease of installation, the chamber assemblies meet requirements of Building Regulations Part H1.



Plumbing & Drainage

280mm Shallow Access Chamber

For use in 110mm drainage layouts, the 280mm Shallow Access Chamber Assembly includes a choice of straight through and 90° 280mm Shallow Access Chamber Bases. Only 2 risers, chamber base and lid are required to satisfy the nominal invert depth 600mm.

280mm SHALLOW ACCESS CHAMBER - KEY DIMENSIONS	
Socket Diameter	110mm
Chamber Base Diameter	280mm
Invert Depth of Base	205mm
Invert Depth of Base & 1 Riser	390mm
Invert Depth of Base & 2 Risers	575mm
Effective Depth of Lid and Frame	25mm



315mm Shallow Access Chamber

For use in 110mm drainage layouts with inverts up to 600mm, the 315mm diameter shallow access chamber combines maximum performance and ease of installation in one high specification drainage assembly. Complementing an already comprehensive range of access chambers, the Multi-inlet 315mm diameter assembly has been intelligently designed to reduce the need for a large number of chamber base variants, simplifying stock management on site and in the merchant's yard.

315mm SHALLOW ACCESS CHAMBER - KEY DIMENSIONS	
Socket Diameter	110mm
Chamber Base Diameter	315mm
Invert Depth of Base	190mm
Invert Depth of Base & 1 Riser	375mm
Invert Depth of Base & 2 Risers	560mm
Effective Depth of Lid and Frame	30-90mm



450mm Shallow Access Chamber

Combining flexibility with ease of installation, the 450mm Inspection Chamber Assembly includes 450mm diameter chamber base, 315mm deep riser, cover and frame, sealing rings and chamber reducer. Providing more on site solutions the 450mm Chamber Base options are available for both 110mm and 160mm drainage layouts, with branch inlets designed to optimise flow direction.

110mm DRAINAGE LAYOUTS	
Socket Diameter	110mm
Chamber Base Diameter	450mm
Invert Depth of Base	225mm
Invert Depth of Base & 1 Riser	540mm
Invert Depth of Base & 3 Risers	1170mm
Effective Depth of Lid and Frame	30mm
Internal Diameter	450mm
Internal Diameter with Chamber Reducer	350mm
Maximum Depth - Can satisfy inverts up to	1.2m

160mm DRAINAGE LAYOUTS	
Socket Diameter	4 x 160mm 2 x 110mm
Chamber Base Diameter	450mm
Invert Depth of Base	255mm
Invert Depth of Base & 1 Riser	570mm
Invert Depth of Base & 3 Risers	1200mm
Effective Depth of Lid and Frame	30mm
Internal Diameter	450mm
Internal Diameter with Chamber Reducer	350mm
Maximum Depth - Can satisfy inverts up to	1.2m





GULLIES

Brett Martin's range of gullies is the largest available from any drainage manufacturer and is designed to meet every need. Comprising dual outlet Road Gullies, a wide range of Roddable Bottle Gullies, a selection of Tubular Gullies with many variations of hoppers and the Yard Gully,



Plumbing & Drainage

Road Gullies

Brett Martin's Road Gullies feature an innovative dual combination 160mm outlet with a cutline to convert to 150mm Twinwall connections – providing a flexible solution for a wide range of applications from car parks to motorways. Available in two sizes – 450mm x 900mm invert and 450mm x 750mm invert – the Gullies are manufactured from high density polyethylene (PE).



Bottle Gullies

Available with round, square or rectangular hoppers, Brett Martin's Roddable Bottle Gullies feature socketed 90° inlet and outlet connections, a unique double trapped design, robust secure screw down lid and easily removed dip tube. Accessories include a gully riser and paving collar:



Yard Gully

Suitable for 110mm drainage layouts, Brett Martin's Yard Gully offers a direct alternative to precast gully traps. The unit consists of a 300mm x 600mm Yard Gully, with an optional Heavy Duty Grate and Silt Bucket.



Tubular Gullies & Hoppers

This wide range of Tubular Gullies and Hoppers includes P Trapped Gullies, Low Trapped Gullies, Round Hoppers and Square Hoppers including grids for 110mm and 160mm drainage layouts.



Grids and Sealing Plates


Complementing the range of Gullies, Brett Martin supplies a wide range of grids and sealing plates.





STORMWATER ATTENUATION & INFILTRATION


Brett Martin's StormCrates are used as below ground storm water attenuation, surface water infiltration and soakaway systems. The StormCrates are designed to be stacked together to create a huge structural below ground holding tank or to allow the infiltration of storm water into the ground around them. The void created by the StormCrates can then fill up with storm water during heavy rainfall conditions. The collected storm water then soaks away slowly into the drainage system or ground water table over a more sustained period of time.



Plumbing & Drainage



- Geocellular rainwater attenuation modules
- Lightweight and easy to install in up to 10 layers
- Ideal for domestic soakaways
- Cost-effective and space saving
- 3.3 StormCrates per 1m³ storage capacity
- High strength crate with lorry bearing of up to 60 tonnes
- Fully inspectable for future maintenance when used with StormCrate Inspect crates



WASTEWATER MANAGEMENT

Brett Martin's range of Waste Water Management Systems continues to grow and develop in line with market demand. Our selection of options for Rainwater Harvesting, Waste Water Treatment and Percolation provides merchants and contractors with a range suitable for small developments and single dwellings. The range of Grease Traps are ideal for small commercial businesses.



Plumbing & Drainage

PERCOLATION SYSTEM

Brett Martin's Sampling and Distribution System is a gravity fed sub-surface irrigation solution which provides for the distribution of pre-treated sewage effluent from single domestic dwellings connected to a septic tank. The system operates by discharging fluid effluent through percolation pipes to an underground disposal area via infiltration trenches or bed. It consists of a Sampling and Distribution Chamber, 110mm Single Socketed Percolation Pipe, 110mm Single Socketed Solid Wall Pipe, Riser, and, Frame and Cover.



RAINWATER HARVESTING

Brett Martin's range of Rainwater Harvesting Systems can save homeowners up to 50% of their annual potable water usage reducing demand on valuable water resources. The Home and Garden, and, Garden Comfort Packages are designed to filter and store collected rainwater in robust tanks, available in shallow installation tanks sizes of 1500 litres to 7500 litres and standard tank sizes of 2700 litres to 6500 litres. Both systems provide a modular solution, providing ease of installation and quicker project completion. Each Package includes tanks, telescopic PE lid with Pedestrian loading, filter unit, overflow siphon, control unit, submersible pump with floating water extraction unit.



WASTEWATER TREATMENT PLANTS

Brett Martin's Wastewater Treatment Plants are ideally suited to serve single properties and small residential developments of up to 18 persons. Light in weight, small wastewater treatment systems made of plastic can be installed without heavy equipment. This means that they can be easily transported and installed in locations that are difficult to access. Plastic wastewater tanks also have smooth inner surfaces, which makes them easy to clean.



GREASE TRAPS

Brett Martin's range of Grease Traps provide essential grease management solutions to commercial food services and catering markets to prevent a build-up of FOG's (Fats, Oils and Grease) from solidifying and blocking drainage systems. The Brett Martin Grease Trap range include 4 options – 150 litre, 300 litre, 600 litre and 1150 litre allowing the grease traps to be used in most applications including cafes, restaurants and small hotels. All models are manufactured from robust high density polyethylene and are suitable for both above and below ground installation.





Plumbing & Drainage

Ireland

24 Roughfort Road
Mallusk, Co. Antrim
Northern Ireland, BT36 4RB
Tel: 028 9084 9999
Fax: 028 9083 6666
Sales Counter: 028 9084 8999
Email: sales@brettmartin.com

England & Wales

Speedwell Ind. Estate
Staveley, Derbyshire
England S43 3JP
Tel: 01246 280000
Fax: 01246 280001
Email: building@brettmartin.com

100 Camford Way
Sundon Park
Luton, Bedfordshire
England, LU3 3AN
Tel: 01246 280000
Fax: 01246 280001
Email: building@brettmartin.com

Scotland

Blairlinn Road
Cumbernauld, Glasgow
Scotland, G67 2TF
Tel: 01236 725536
Fax: 01236 725871
Email: scotland@brettmartin.com

For the latest company information
visit the company's website:
www.brettmartin.com

