

Sash locks

765

765 sash lock

ASSA ABLOY

Application:

Locks for shops and entrance doors to private houses, industrial premises, offices or for any situation where a key operated deadlock is required plus a latch and lever handles.

Available with single cylinder and thumbturn, or alternatively with double cylinders or single cylinder only.

Supplied as standard with striking plate. Cylinder and accessories bolt through lockcase for added strength.

Key can be removed in locked or unlocked position.

For finishes and dimensions see Lockcases Information appendix.

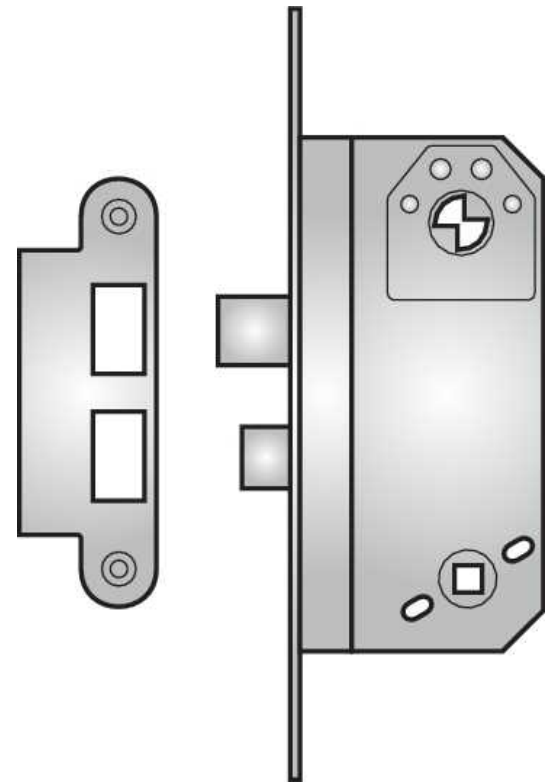
When ordering please specify hand and door thickness.

Specification:

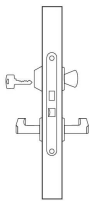
Hardened steel deadbolt thrown 21mm by 90° turn of key or thumbturn.

Latchbolt reversible without opening lockcase.

Available with either 50mm or 70mm backset.



Exterior
Key operates deadbolt and latchbolt.
Lever handle retracts latchbolt.

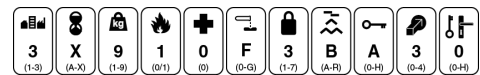


Interior
Thumbturn operates deadbolt and latchbolt.
Lever handle retracts latchbolt.

Standards:

Product has been successfully type-tested for conformity to BS EN 12209.

Regular audit testing is undertaken.



Variants:

Code	Description
46910662313	765 50MM LOCKSET
46910662320	765 50MM LOCKSET
80307062313	765 70MM LOCKSET
80307062320	765 70MM LOCKSET