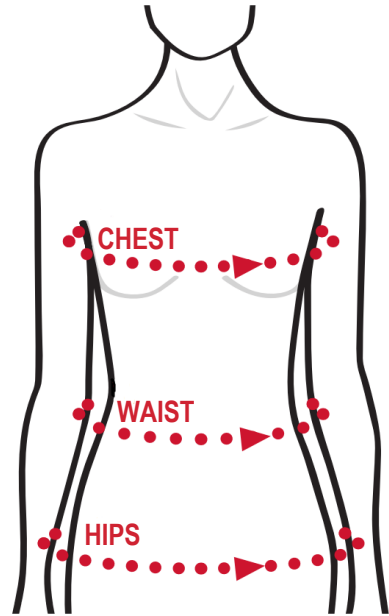


# WOMENS

## MILWAUKEE SIZING GUIDE

FOR BEST FIT, MEASURE BODY AT SPECIFIED POINTS AND MATCH MEASUREMENT TO APPROPRIATE SIZE RANGE.



SIZE	S	M	L	XL	2XL
<b>CHEST</b> (cm/in)	84cm - 89cm 33" - 35"	89cm - 94cm 35" - 37"	94cm - 99cm 37" - 39"	99cm - 104cm 39" - 41"	104cm - 109cm 41" - 43"
<b>WAIST</b> (cm/in)	71cm - 76cm 28" - 30"	76cm - 81cm 30" - 32"	81cm - 86cm 32" - 34"	86cm - 91cm 34" - 36"	91cm - 96cm 36" - 38"
<b>HIPS</b> (cm/in)	87cm - 92cm 34" - 36"	92cm - 97cm 36" - 38"	97cm - 102cm 38" - 40"	102cm - 107cm 40" - 42"	107cm - 112cm 42" - 44"

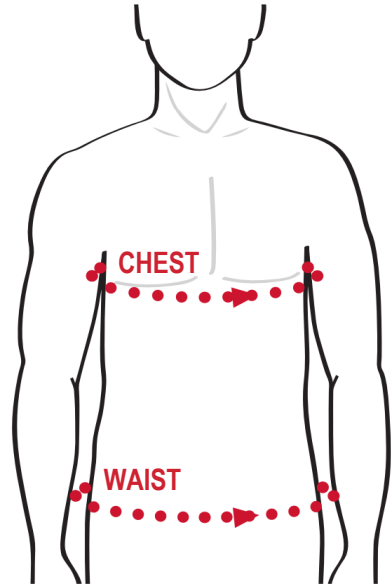


Nothing but **HEAVY DUTY.**

# MENS

## MILWAUKEE SIZING GUIDE

FOR BEST FIT, MEASURE BODY AT SPECIFIED POINTS AND MATCH MEASUREMENT TO APPROPRIATE SIZE RANGE.



SIZE	S	M	L	XL	2XL
<b>CHEST</b> (cm/in)	97cm - 102cm 38" - 40"	102cm - 107cm 40" - 42"	107cm - 112cm 42" - 44"	112cm - 117cm 44" - 46"	117cm - 122cm 46" - 48"
<b>WAIST</b> (cm/in)	76cm - 81cm 30" - 32"	81cm - 86cm 32" - 34"	86cm - 91cm 34" - 36"	91cm - 96cm 36" - 38"	96cm - 101cm 38" - 40"



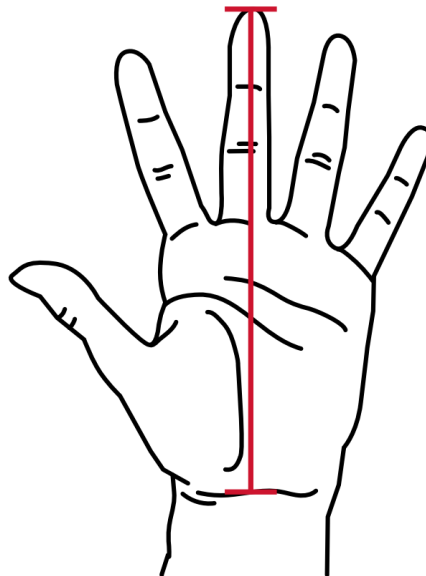
Nothing but **HEAVY DUTY.**

[MILWAUKEETOOL.CO.UK](http://MILWAUKEETOOL.CO.UK)

# GLOVES

## MILWAUKEE SIZING GUIDE

FOR BEST FIT, MEASURE TIP OF MIDDLE  
FINGER TO BASE OF PALM.



SIZE	M	L	XL	2XL
<b>HAND</b> (cm/in)	19.1cm 7 <sup>1</sup> / <sub>2</sub> "	19.7cm 7 <sup>3</sup> / <sub>4</sub> "	20.3cm 8"	20.9cm 8 <sup>1</sup> / <sub>4</sub> "

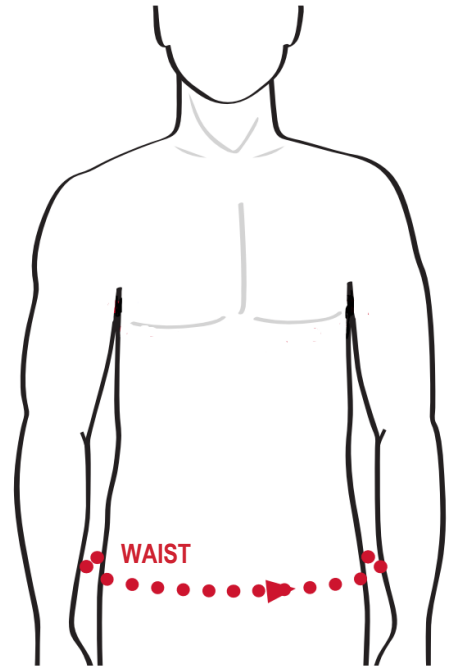


Nothing but **HEAVY DUTY.**™

# OVERALLS

## MILWAUKEE SIZING GUIDE

IF YOU FALL BETWEEN SIZES, GO FOR THE  
NEXT SIZE UP.



SIZE	S	M	L	XL	2XL
<b>WAIST</b> (cm/in)	<b>71cm - 76cm</b> 28" - 30"	<b>81cm - 86cm</b> 32" - 34"	<b>91cm - 96cm</b> 36" - 38"	<b>102cm - 107cm</b> 40" - 42"	<b>112cm - 117cm</b> 44" - 46"

*Milwaukee*  
Nothing but **HEAVY DUTY.**

[MILWAUKEETOOL.CO.UK](http://MILWAUKEETOOL.CO.UK)