

## FE 24/7 1.5

Mobile unit for continuous welding application. Fumes extracted directly at the torch



The FE 24/7 1.5 is a mobile high vacuum unit designed to extract welding fumes in a continuous basis. Connected to a welding torch with integrated extraction or to an extraction nozzle, the FE 24/7 1.5 unit extracts the fumes directly at source. Automatic filter cleaning, side channel fans with high capacity and all special values that a Nederman product offers.

Upgrade with automatic start/stop function is available for user-friendly operation and improved energy efficiency.

The unit comes with 5m electric cable with EU or UK plug.

- Fumes are extracted efficiently during long shifts of welding thanks to the continuous run, efficient and maintenance-free side channel blower.
- Easy adjustment of air flow depending on application improves productivity and energy efficiency.
- Efficient and automatic filter cleaning assures long filter life for low operating cost.
- Integrated spark trap protects the FE 24/7 from sparks and minimizes the risk of damages to the filter cartridge.
- Filtered air can be re-circulated even when particulates are from high alloy steel. The unit is W3 approved (EN 15012).





Product name	FE 24/7 1.5
Noise level (dB(A))	72
Filter efficiency (%)	99
Installation	[Indoor]
Material	Sheet metal
Filter cleaning method	Compressed air
Application	[fumes]
Working pressure (kPa)	35
Max Airflow (m <sup>3</sup> /h)	190
Filter Area (m <sup>2</sup> )	5
Filter type	[cartridge]
Number of filter elements	1
Filter material	Polyester
Electric plug	UK
Noise level (dB(A))	72
Weight (kg)	42
Power (kW)	1,5



Fumes



## FE 24/7 1.5

Image	Description	Power Voltage (V)	Frequency (Hz)	No of phases	Model
	FE 24/7 1.5 UK	230	50 / 60	1	55999402
	Fume Eliminator 24/7, 380-480V 50-60Hz, 3-phase, 50 Hz, 1.5 kW	380-480	50 / 60	3	55999403
	Fume Eliminator 24/7 package 1.5kw 3 phase	415	50/60	3	676000101*
	Fume Eliminator 24/7 package 1.5kw 240v 1 phase	240	50/60	1	676000100*

\*Including Auto start Stop cable, 5mx51mm hose and coupler

## FE 24/7 1.5

Accessory		Part No
	Sensor clamp for welding cable, automatic start/stop.	55999410
	Hose Superflex ø 45mm, black, 5m	55999411
	Hose PE, Black. Ø51mm. 5m	55999412
	Funnel nozzle TM-200	55999413
	Nozzle CWN-S 105/50L silencer, connection D=50 mm, airflow 250 m³/h	55999414*
	CWN-S 105/50 nozzle silencer, connection D=50 mm, airflow 250 m³/h, suction diameter 105 mm	55999415**
	M50-50P Male coupling Ø 50 mm for hose Ø 50 mm	55999416
	F50-50P Female coupling Ø 50 mm for hose Ø 50 mm	55999417
	M50-44P Male coupling Ø 50 mm for hose Ø 44 mm	55999418
	Magnetic foot for CWN and FWN nozzles	55999419
	Replacement filter cartridge (incl. small filter and plastic bag)	55999430
	Filter for bypass cooling air (set of 5 pcs)	55999431
	Plastic bag for dust bin, 10 pcs	55999432
	Branch coupler BC50-50-50 for two users	55999420
	Ball valve 51mm PVC complete	55999421

\*Noise reducing nozzle with flexible steel tube extension. For mounting on balance arms, magnet or suction base.

\*\*Noise reducing nozzle. For mounting on balance arms, magnet or suction base.

## FE 24/7 1.5




Accessories configuration for one user, 45mm welding machine connection.

- (1) Hose Coupler M50-44P, art.no. 55999418
- (2) Hose Superflex Ø45mm Black 5m, art.no. 55999411
- (3) Nozzle TM-200 Funnel, art.no. 55999413
- (13) Sensor Clamp with plug for automatic start/stop, art.no. 55999410

## FE 24/7 1.5

Accessories configuration for one user, 50 mm connection:



Accessories configuration for one user, 50mm welding machine connection.

- (4) Hose Coupler M50-50P, art.no. 55999416
- (5) Hose PE-51 L=5m, art.no. 55999412
- (6) Hose Coupler F50-50P, art.no. 55999417
- (7) Nozzle CWN-S 105/50 Silencer, art.no. 55999415
- (8) Nozzle CWN-S 105/50L Silencer, art.no. 55999414
- (9) Magnetic foot for nozzle CWN-S, art.no. 55999419
- (13) Sensor Clamp with plug for automatic start/stop, art.no. 55999410

## FE 24/7 1.5

