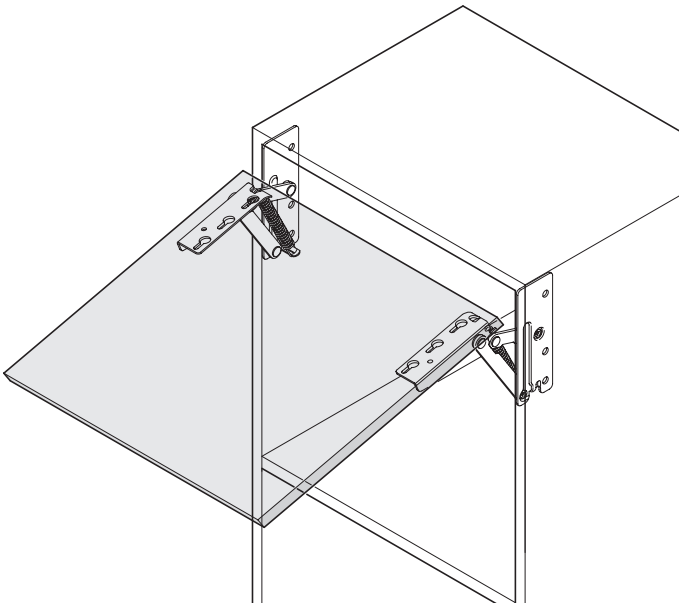
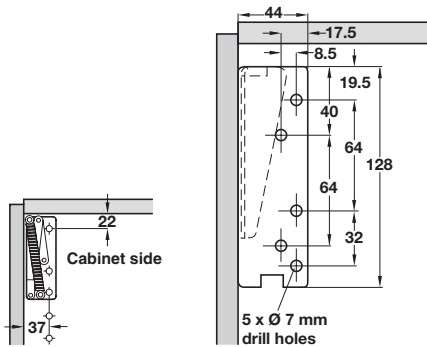


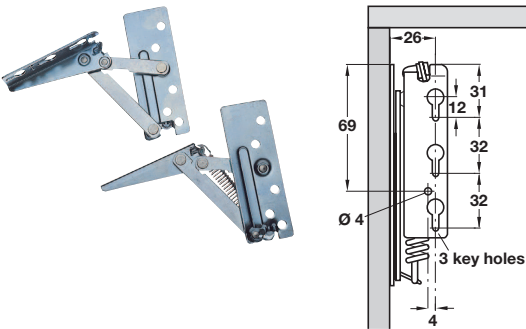
# SWING UP FLAP HINGES

For top boxes in tall cabinets. Sprung both sides or one side, allowing for different door panel weights.

- > Opening angle: 75° or 90°
- > Screw fixing
- > Maximum flap size: 530 mm width x 320 mm height
- > Weight capacity: See tables below



## Swing up flap hinges

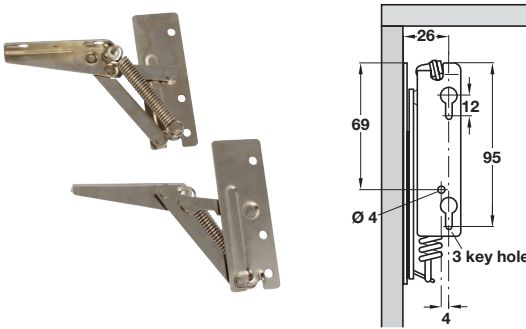


- > Zinc-plated steel
- > Order fixing screws separately
- > Order qty: 1 set



Type	Weight	Force	Cat. No.
Sprung right hand side only	Max. 18.7 kg	180 N	504.43.993
Sprung both sides	Max. 11.9kg	2x 180 N	504.43.990

## Swing up flap hinges



- > Zinc-plated steel
- > Order fixing screws separately
- > Order qty: 1 set



Type	Weight	Force	Cat. No.
Sprung both sides	Max. 10.1 kg	2x 180 N	504.43.920